


























# Our Products & Capabilities

 <b>Solid Cut Letters</b> Pages 4-9	 <b>Solid Prismatic Letters</b> Pages 10	 <b>Bevel Edge Letters</b> Page 12	 <b>Acrylic Letters</b> Page 14	 <b>Metalam™</b> Page 16
 <b>Icetone™, Metalam Plus™, SorftGlow™, &amp; X-Deep™</b> Pages 17	 <b>Fabricated Letters</b> Page 18-25	 <b>Fabricated Prismatic Letters</b> Page 26	 <b>Fabricated Bevel Edge Letters</b> Page 28	 <b>Perforated Fabricated Letters</b> Page 30
 <b>Edgelit™</b> Page 32	 <b>Acrylit™</b> Page 34	 <b>Sidelit™</b> Page 35	 <b>ThinTrim™ &amp; ThinTrim Plus™</b> Pages 36	 <b>Marquée™ Letters</b> Page 38
 <b>Halo Lit Designs</b> Pages 40	 <b>Image Wrap™</b> Pages 42	 <b>Light Engine™</b> Pages 44	 <b>Direct Print</b> Page 46	 <b>ADA Braille</b> Page 48
 <b>Etching</b> Pages 49	 <b>Illuminated Hotel Room Signs</b> Page 50	 <b>Hot Rolled &amp; Cor-Ten Steel</b> Page 52	 <b>Free Standing Solutions</b> Page 53	 <b>Window Sliders</b> Page 54
 <b>Wayfinding Solutions</b> Pages 56-61	 <b>Custom Prototypes</b> Page 62	 <b>Metal Finishes</b> Page 64-65	 <b>Color Guide</b> Page 66-67	 <b>Installation Hardware</b> Page 71

-  **Illuminated Options**
  - Solid Cut Letters
  - Solid Prismatic Letters
  - Bevel Edge Letters
  - Acrylic Letters
  - Metalam™
  - Icetone™, Metalam Plus™, SorftGlow™ & X-Deep™
-  **Fabricated Letters**
-  **Fabricated Prismatic Letters**
-  **Fabricated Bevel Edge Letters**
-  **Perforated Fabricated Letters**
-  **Edgelit™**
-  **Acrylit™**
-  **Sidelit™**
-  **ThinTrim™ & ThinTrim Plus™**
-  **Marquée™ Letters**
-  **Halo Lit Designs**
-  **Image Wrap™**
-  **Light Engine™**
- Direct Print**
- ADA Braille**
- Etching**
-  **Illuminated Hotel Room Signage**
- Hot Rolled & Cor-Ten Steel**
- Free Standing Solutions**
- Window Sliders**
- Wayfinding Solutions**
- Wayfinding Fabrication Specifications**
-  **Custom Prototypes**
- Metal Finishes**
- Color Guide**
- Color Systems & Acrylic #2447 & #7328**
- UL Listed, Passivation, Track Your Order**
- Tough Template™, Stencil Pattern, AFA**
- Installation Hardware**



# Look Close

## Stainless Steel Solid Cut Letters



Stainless Steel alloy 304 is a general purpose alloy, very durable and easy to maintain in exterior and interior applications. Alloy 316 performs better in highly corrosive, salt air environments, such as industrial, coastal vicinities or areas know for high levels of atmospheric pollution. All stainless steel products are automatically passivated when in exterior applications. This process aids In Inhibiting oxidation and staining.

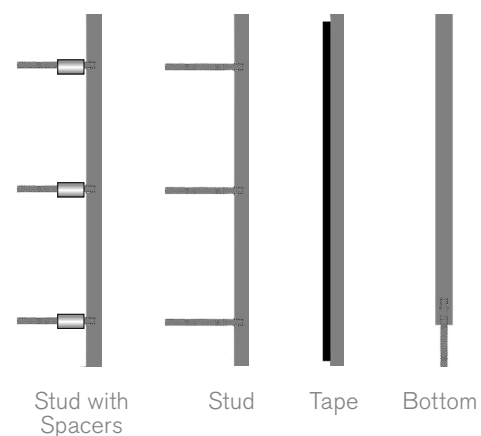
### Size Range

- Height: 0.75" - 48" | Depth: .063" - 2"

### Other Details

- **Lifetime Guarantee** on craftsmanship
- Actual finish samples are available - See "*Metal Finishes*" on pages 64-65
- See "*Passivation*" on page 69
- See "*Installation Hardware*" on page 71
- New Tough Template™ available

### MOUNTING



## Aluminum Solid Cut Letters



Aluminum alloy 5052 is offered because of its strength, corrosion resistance and value. Aluminum presents a naturally beautiful luster regardless of the finish chosen. Some of the most popular options include satin, mirror polish, paint or powder coat. Natural aluminum is protected with weatherometer proven, clear interior lacquer or exterior powder coat.

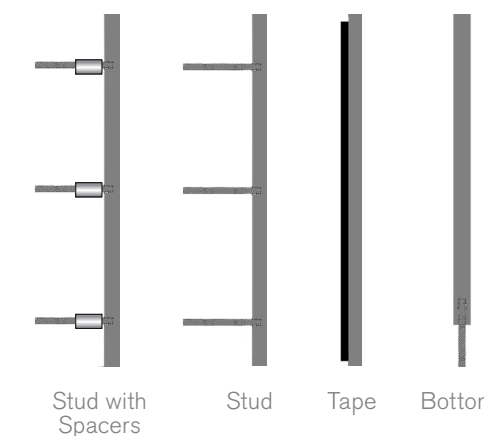
### Size Range

- Height: 0.75" - 60" | Depth: .063" - 2"

### Other Details

- **Lifetime Guarantee** on craftsmanship
- Actual finish samples are available - See "*Metal Finishes*" on pages 64-65
- Color matches by Matthews or AkzoNobel Systems (*proof samples provided*)
- See "*Color Guide*" on pages 66-67
- See "*Installation Hardware*" on page 71
- New Tough Template™ available

### MOUNTING





# Look Close

## Yellow Brass Solid Cut Letters



Satin  
Brushed



Mirror Polish  
(Up to 24")

Edgeblend™  
(Up to 24")



Satinbrite™

Random Orbital



Satinbrite™  
Face/Painted Sides

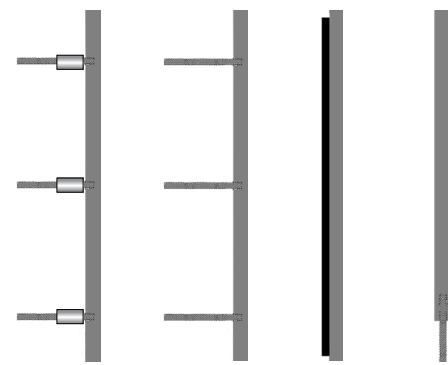
Satinbrite™  
Face/Polished Sides



Non-Directional

Medium Oxidized  
Satin Brushed

### MOUNTING



Stud with  
Spacers

Stud

Tape

Bottom

Yellow Brass alloy 260 provides a distinguished yellow gold appearance. Virtually all available finishes offer a warm architectural look in interior applications, while shades of oxidation perform well in both the interior and exterior. All yellow brass solid cut letters have a protective clear coat.

#### Size Range

- Height: 0.75" - 36" | Depth: .063" - 1"

#### Other Details

- **Lifetime Guarantee** on craftsmanship
- Actual finish samples are available - See *"Metal Finishes"* on pages 64-65
- See *"Installation Hardware"* on page 71
- New Tough Template™ available

## Brass Solid Cut Letters



Satin  
Brushed



Mirror Polish  
(Up to 24")

Edgeblend™  
(Up to 24")



Satinbrite™

Random Orbital



Satinbrite™  
Face/Painted Sides

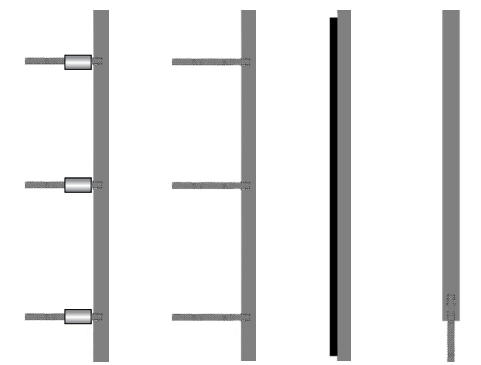
Satinbrite™  
Face/Polished Sides



Non-Directional

Medium Oxidized  
Satin Brushed

### MOUNTING



Stud with  
Spacers

Stud

Tape

Bottom

Brass alloy 280 provides a distinguished gold appearance. Virtually all available finishes offer a warm architectural look in interior applications, while shades of oxidation perform well in both the interior and exterior. All brass solid cut letters have a protective clear coat.

#### Size Range

- Height: 0.75" - 36" | Depth: .063" - 1"

#### Other Details

- **Lifetime Guarantee** on craftsmanship
- Actual finish samples are available - See *"Metal Finishes"* on pages 64-65
- See *"Installation Hardware"* on page 71
- New Tough Template™ available



# Look Close

## Bronze Solid Cut Letters

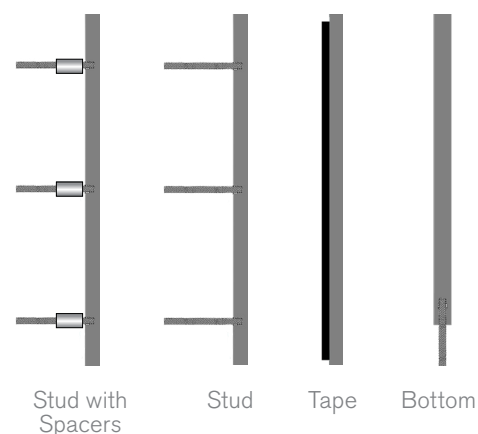


Bronze alloy 220 provides a distinguished reddish gold appearance. Virtually all available finishes offer a warm architectural look in interior applications, while shades of oxidation perform well in both the interior and exterior. All bronze solid cut letters have a protective clear coat.

**Size Range**  
▪ Height: 0.75" - 36" | Depth: .063" - 1"

**Other Details**  
▪ **Lifetime Guarantee** on craftsmanship  
▪ Actual finish samples are available - See "*Metal Finishes*" on pages 64-65  
▪ See "*Installation Hardware*" on page 71  
▪ New Tough Template™ available

### MOUNTING



## Copper Solid Cut Letters

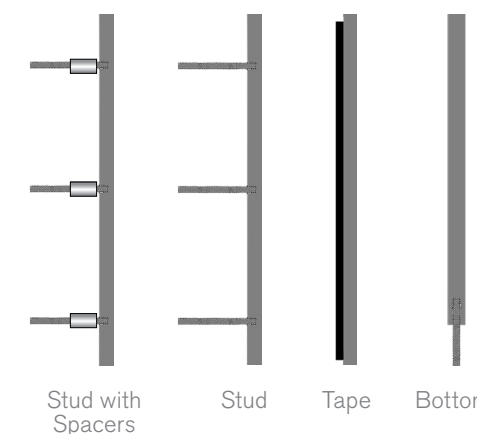


Copper alloy 110 provides a distinguished reddish appearance. Virtually all available finishes offer a warm architectural look in interior applications, while shades of oxidation perform well in both the interior and exterior. All copper solid cut letters have a protective clear coat.

**Size Range**  
▪ Height: 0.75" - 36" | Depth: .063" - 1"

**Other Details**  
▪ **Lifetime Guarantee** on craftsmanship  
▪ Actual finish samples are available - See "*Metal Finishes*" on pages 64-65  
▪ See "*Installation Hardware*" on page 71  
▪ New Tough Template™ available

### MOUNTING





# Look Close

SOLID PRISMATIC LETTERS



Black Wrinkle  
Powder Coat

## Solid Prismatic Letters



Aluminum  
Mirror Polish

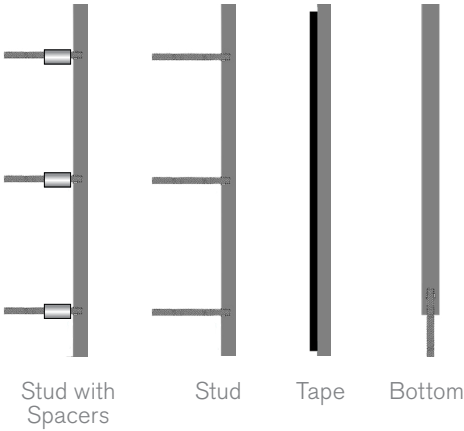


SOLID PRISMATIC LETTERS

Show your clients an option that will be sure to inspire!  
Prismatic letters are crafted in most architectural materials: Aluminum, Brass, Yellow Brass, Bronze, Copper, and acrylic. Finishes available in mirror polish, brushed, oxidized, painted and powder coat. Add an extra level of grandeur with these magnificent, hand-crafted letters.

- Size Range**
- Height: 2" - 24" | Depth: .25" - 1"
- Other Details**
- **Lifetime Guarantee** on craftsmanship
  - Actual finish samples are available - See *"Metal Finishes"* on pages 64-65
  - Color matches by Matthews or AkzoNobel Systems (*proof samples provided*)
  - See *"Color Guide"* on pages 66-67
  - See *"Installation Hardware"* on page 71
  - New Tough Template™ available


## MOUNTING





# Look Close

BEVEL EDGE SOLID CUT LETTERS



Unrivalled  
Finish Quality

## Bevel Edge Solid Cut Letters



Satin Brushed Bronze  
with Mirror Polish Edge



Edgeblend™  
Brass

Edgeblend™  
Copper



Satin Brushed  
Aluminum

Medium Oxidized  
Brass



Painted

Powder Coat



Non-Directional  
Aluminum

Random Orbital  
Aluminum

Bevel edge solid cut plate brings metal letter signage to a whole new upscale level. Mirror polish bevels catch the light and sparkle as you walk by... a truly special way of attracting attention. Hand craftsmanship beyond words, rarely seen these days and yet readily available as a standard product. Most architectural metals are available in varying formats, ask for more details.

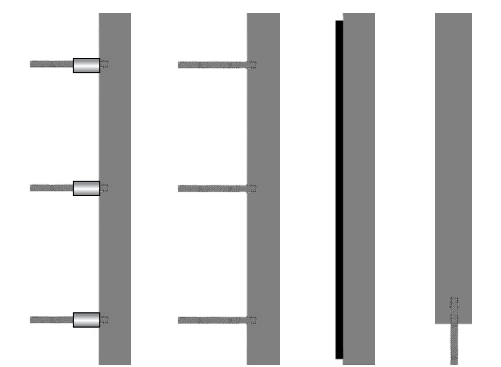
### Size Range

- Height: 3" - 24" | Depth: .25" - 1"

### Other Details

- **Lifetime Guarantee** on craftsmanship
- Actual finish samples are available - See *"Metal Finishes"* on pages 64-65
- Color matches by Matthews or AkzoNobel Systems (*proof samples provided*)
- See *"Color Guide"* on pages 66-67
- See *"Installation Hardware"* on page 71
- New Tough Template™ available

## MOUNTING



Stud with  
Spacers

Stud

Tape

Bottom



# Look Close

ACRYLIC LETTERS



#107  
Clear Face & Side

## Acrylic Letters



#100  
Painted Face  
& Sides



#101  
Painted Face &  
Back with Clear Sides\*  
(\*Up to .5" deep)



#102  
Clear Face with  
Painted Side & Back\*  
(\*Up to .75" deep)



#103  
Non-glare Face,  
Clear Sides, Painted Back



#104  
Non-glare Face with  
Painted Side & Back



#105  
Non-glare Face  
& Side with Painted Back



#106  
Non-glare Face  
& Side

Several options are available for acrylic letters. The most popular is painted face and side with all PMS color matches available. Acrylic letters are cut with sharp square edges, corners and crisp details... never radiused. Premium quality cell cast acrylic is used and can be installed in both interior and exterior applications.

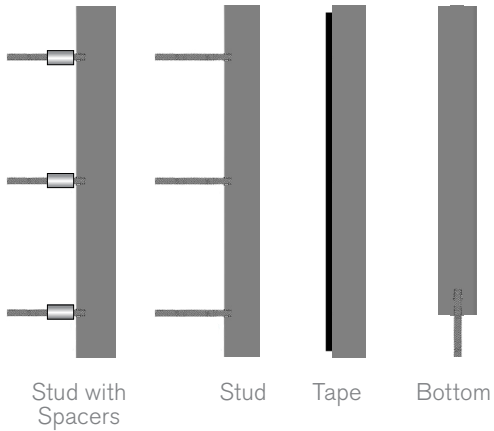
### Size Range

- Height: 1" - 48" | Depth: .063" - 1"

### Other Details

- **Lifetime Guarantee** on craftsmanship
- Actual finish samples are available
- Color matches by Matthews or AkzoNobel Systems (*proof samples provided*)
- See "*Color Guide*" on pages 66-67
- See "*Installation Hardware*" on page 71
- New Tough Template™ available

## MOUNTING





# Look Close

## Metalam™



**Metalam™** letters are a cost-effective alternative to the solid metal letter. **Metalam™** letters have a genuine **Chemetal™** face, adhered to solid acrylic using a high-pressure thermal lamination technique. The high-pressure thermal lamination yields an extremely strong, superior bond, making these letters tough but lightweight. Sides are painted to match. **Metalam™** can be used in many interior signage applications, including letters, logos and plaques.

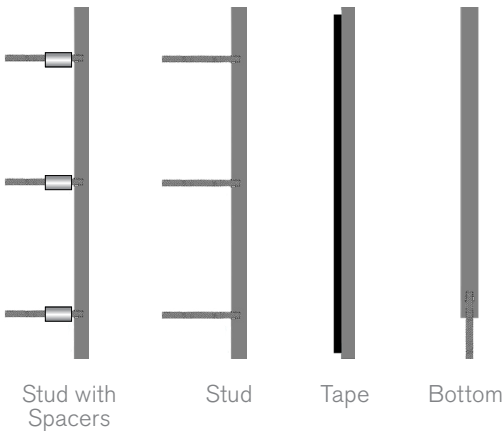
**Size Range**  
▪ Height: 1.5" - 24" | Depth: .125" - 1"

**Other Details**  
▪ Interior use only  
▪ **Lifetime Guarantee** on craftsmanship  
▪ All Chemetal™ & Wilson Art finishes available  
▪ Actual finish samples are available  
▪ See *"Installation Hardware"* on page 71  
▪ New Tough Template™ available



Plus entire *Chemetal™* list offerings.  
[www.Chemetal.com](http://www.Chemetal.com)

### MOUNTING



## Icetone™ , Metalam Plus™ , Metalam SoftGlow™ , X-Deep™ Letters



**Icetone™**: Clear acrylic painted second surface or satin brushed painted second surface.


**Metalam Plus™**: architectural metal face laminated to clear acrylic backer.

**Metalam SoftGlow™**: Finished architectural face laminated to clear acrylic glass beaded backer with colored vinyl second surface.

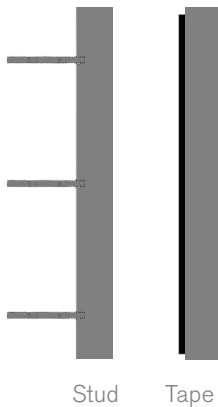
**X-Deep™**: Finished architectural metal face laminated to 1.5" or 2" thick acrylic back painted or frosted sides.

**Size Range**  
▪ Height: 2" - 18" | Depth: .25" - 2"

**Other Details**  
▪ Interior use only  
▪ **Lifetime Guarantee** on craftsmanship  
▪ Color matches by Matthews or AkzoNobel Systems (*proof samples provided*)  
▪ See *"Color Guide"* on pages 66-67  
▪ Actual finish samples are available  
▪ See *"Installation Hardware"* on page 71  
▪ New Tough Template™ available



### MOUNTING





# Look Close

## Stainless Steel Fabricated Letters



Satin #4 Brushed  
Halo Lit

Stainless Steel alloy 304 is a general purpose alloy, very durable and easy to maintain in exterior and interior applications. Alloy 316 performs better in highly corrosive, salt air environments, such as industrial, coastal vicinities or areas know for high levels of atmospheric pollution. All stainless steel products are automatically passivated when used in exterior applications, at no additional charge. This process aids in inhibiting oxidation and staining. See page 69 for additional information on passivation.

### Size Range

- Height: 3" - 60" | Depth: 0.375" - 6"

### LED Illumination

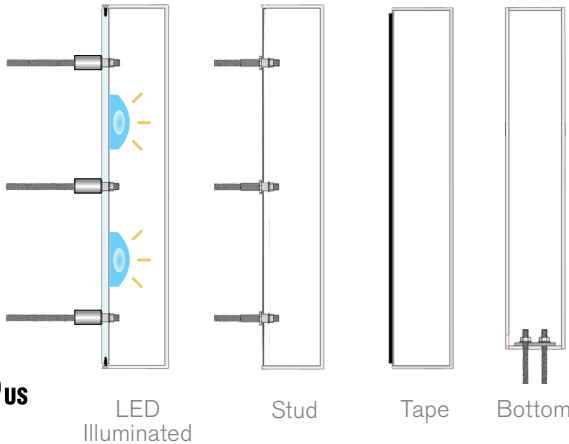
- Minimum Height: 4" | Minimum Depth: 0.5" | Maximum Depth: 6"

### Other Details

- **Lifetime Guarantee** on craftsmanship
- See *"UL Certification for Illuminated Letters"* on page 69
- Actual finish samples are available - See *"Metal Finishes"* on pages 64-65
- See *"Installation Hardware"* on page 71
- New Tough Template™ available
- Passivation for exterior applications



### MOUNTING (Closed Back Available)



## Titanium Fabricated Letters



NuGold™  
Satin Brushed  
Halo Lit

Titanium coated stainless steel offers enhanced durability for exterior applications and a beautiful alternative for interiors. **NuGold™, NuBronze™, NuCopper™, Black** and **Medium Oxidize** are titanium coated stainless steel 304. These materials are a cost-effective alternative to brass, bronze, and copper with a **Ten Year Warranty** for exterior applications. All fabricated Titanium letters are available without a silver edge, which makes them ideal for "eye level" Installations. Ask your project manager about pricing.



WITH SILVER EDGE



NO SILVER EDGE

### Size Range

- Height: 3" - 48" | Depth: 0.375" - 6"

### LED Illumination

- Minimum Height: 4" | Minimum Depth: 0.5" | Maximum Depth: 6"

### Other Details

- **Lifetime Guarantee** on craftsmanship
- See *"UL Certification for Illuminated Letters"* on page 69
- Actual finish samples are available - See *"Metal Finishes"* on pages 64-65
- See *"Installation Hardware"* on page 71
- New Tough Template™ available
- Passivation for exterior applications



NuGold™  
Mirror Polish

Medium Oxidized  
Satin Brushed



NuCopper™  
Mirror Polish

NuCopper™  
Satin Brushed



NuBronze™  
Mirror Polish

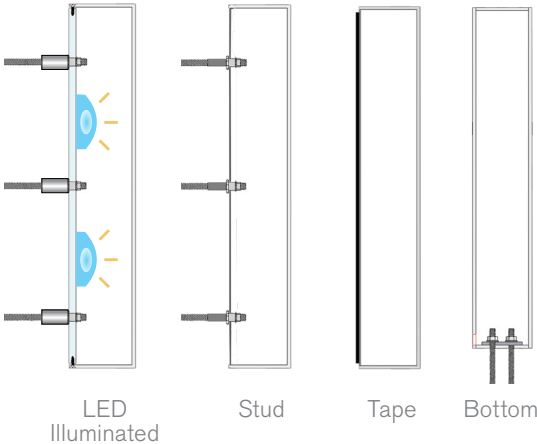
NuBronze™  
Satin Brushed



Black  
Mirror Polish

Black  
Satin Brushed

### MOUNTING (Closed Back Available)





# Look Close

## Aluminum Fabricated Letters



Satin  
Brushed  
Halo Lit

Aluminum alloy 5052 is offered because of its strength, corrosion resistance and value. Aluminum presents a naturally beautiful luster regardless of the finish chosen. Some of the most popular options include satin, mirror polish, paint or powder coat. Natural aluminum is protected with weatherometer proven, clear interior lacquer or exterior powder coat.

### Size Range

- Height: 3" - 60" | Depth: 0.375" - 6"

### LED Illumination

- Minimum Height: 4" | Minimum Depth: 0.5" | Maximum Depth: 6"

### Other Details

- Lifetime Guarantee** on craftsmanship
- See *"UL Certification for Illuminated Letters"* on page 69
- Color matches by Matthews or AkzoNobel Systems (*proof samples provided*)
- See *"Color Guide"* on pages 66-67
- Actual finish samples are available - See *"Metal Finishes"* on pages 64-65
- See *"Installation Hardware"* on page 71
- New Tough Template™ available



Bright Aluminum  
Polish (Up to 24")

Satinbrite™



Satinbrite™  
Face/Painted Sides

Satinbrite™  
Face/Polished Sides



APU Paint PMS  
Matching

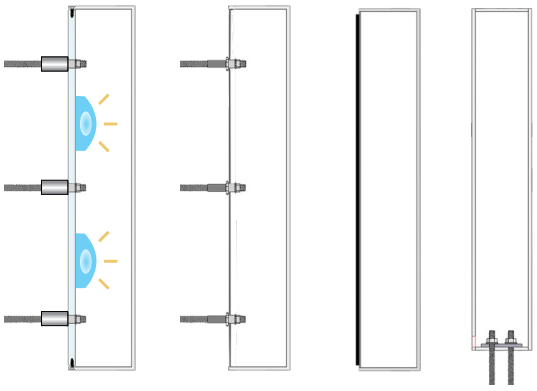
Powder Coat



Non-Directional

Random Orbital

### MOUNTING (Closed Back Available)



LED  
Illuminated

Stud

Tape

Bottom

## Anodized Aluminum Fabricated Letters



Bright Satin  
Brushed  
Halo Lit

Aluminum presents a naturally beautiful luster. When extreme durability, architectural embellishment and "value engineering" is of major concern, these color anodized fabricated letters must be considered. Guaranteed for 15 years in exterior application and available in a myriad of architectural colors and finishes they are a fit for any project.

### Size Range

- Height: 3" - 24" | Depth: 0.375" - 4"

### LED Illumination

- Minimum Height: 6" | Minimum Depth: 0.5" | Maximum Depth: 4"

### Other Details

- Lifetime Guarantee** on craftsmanship
- See *"UL Certification for Illuminated Letters"* on page 69
- Actual finish samples are available - See *"Metal Finishes"* on pages 64-65
- See *"Installation Hardware"* on page 71
- New Tough Template™ available



Bright Aluminum  
Polish (Up to 24")

Black Satin



Bright Gold  
Satin

Bright Gold  
Polish



Medium Bronze  
Satin

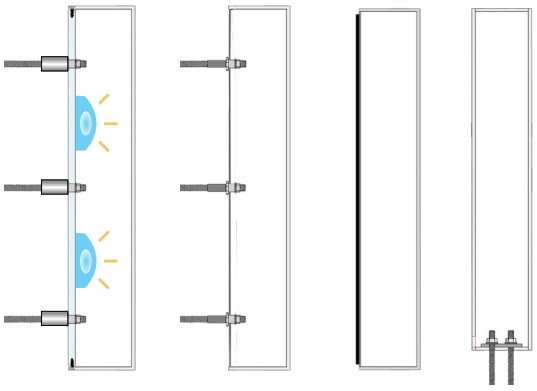
Dark Bronze  
Satin



Gold Brushed

Clear Brushed

### MOUNTING (Closed Back Available)



LED  
Illuminated

Stud

Tape

Bottom



# Look Close

## Yellow Brass Fabricated Letters



Satin  
Brushed  
Halo Lit

Yellow Brass alloy 260 provides a distinguished yellow gold appearance. Virtually all available finishes offer a warm architectural look in interior applications, while shades of oxidation perform well in both the interior and exterior. All yellow brass fabricated letters have a protective clear coat.

### Size Range

- Height: 3" - 36" | Depth: 0.375" - 6"

### LED Illumination

- Minimum Height: 4" | Minimum Depth: 0.5" | Maximum Depth: 6"

### Other Details

- **Lifetime Guarantee** on craftsmanship
- See "[UL Certification for Illuminated Letters](#)" on page 69
- Actual finish samples are available - See "[Metal Finishes](#)" on pages 64-65
- See "[Installation Hardware](#)" on page 71
- New [Tough Template™](#) available



Mirror Polish  
(Up to 24")

Medium Oxidized  
Satin Brushed



Satinbrite™

Satinbrite™  
Face/Polished Sides



Satinbrite™  
Face/Painted Sides

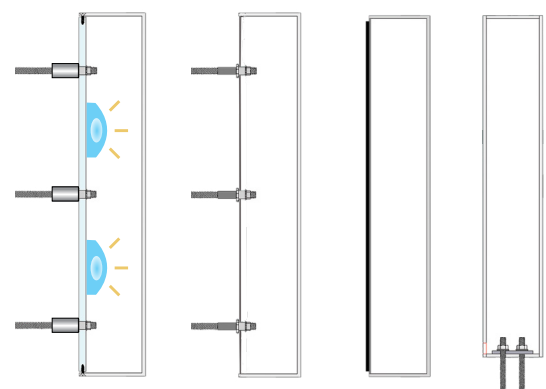
Face Painted/  
Satinbrite™ Sides



Non-Directional

Random Orbital

### MOUNTING (Closed Back Available)



LED  
Illuminated

Stud

Tape

Bottom

## Brass Fabricated Letters



Satin  
Brushed  
Halo Lit

Brass alloy 280 provides a distinguished gold appearance. Virtually all available finishes offer a warm architectural look in interior applications, while shades of oxidation perform well in both the interior and exterior. All brass fabricated letters have a protective clear coat.

### Size Range

- Height: 3" - 36" | Depth: 0.375" - 6"

### LED Illumination

- Minimum Height: 4" | Minimum Depth: 0.5" | Maximum Depth: 6"

### Other Details

- **Lifetime Guarantee** on craftsmanship
- See "[UL Certification for Illuminated Letters](#)" on page 69
- Actual finish samples are available - See "[Metal Finishes](#)" on pages 64-65
- See "[Installation Hardware](#)" on page 71
- New [Tough Template™](#) available



Mirror Polish  
(Up to 24")

Medium Oxidized  
Satin Brushed



Satinbrite™

Satinbrite™  
Face/Polished Sides



Satinbrite™  
Face/Painted Sides

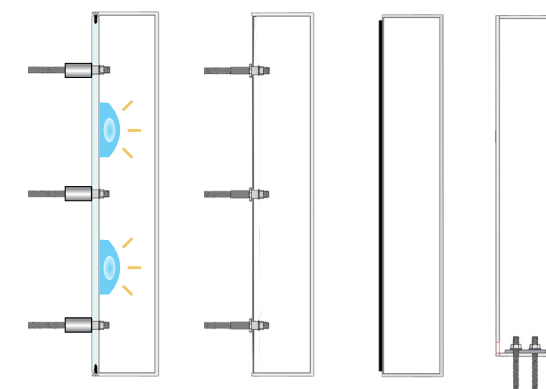
Face Painted/  
Satinbrite™ Sides



Non-Directional

Random Orbital

### MOUNTING (Closed Back Available)



LED  
Illuminated

Stud

Tape

Bottom



# Look Close

## Bronze Fabricated Letters



Satin  
Brushed  
Halo Lit

Bronze alloy 220 provides a distinguished reddish gold appearance. Virtually all available finishes offer a warm architectural look in interior applications, while shades of oxidation perform well in both the interior and exterior. All bronze fabricated letters have a protective clear coat.

### Size Range

- Height: 3" - 36" | Depth: 0.375" - 6"

### LED Illumination

- Minimum Height: 4" | Minimum Depth: 0.5" | Maximum Depth: 6"

### Other Details

- **Lifetime Guarantee** on craftsmanship
- See *"UL Certification for Illuminated Letters"* on page 69
- Actual finish samples are available - See *"Metal Finishes"* on pages 64-65
- See *"Installation Hardware"* on page 71
- New Tough Template™ available



Mirror Polish  
(Up to 24")

Medium Oxidized  
Satin Brushed



Satinbrite™

Satinbrite™  
Face/Polished Sides



Satinbrite™  
Face/Painted Sides

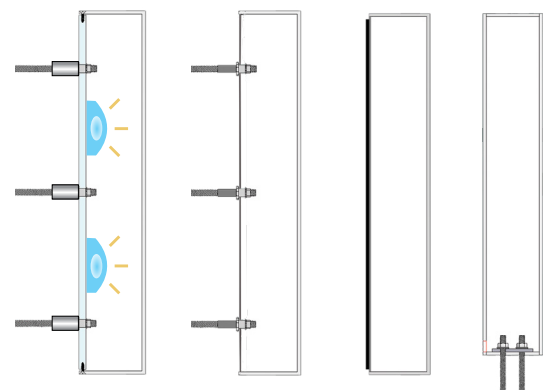
Face Painted/  
Satinbrite™ Sides



Non-Directional

Random Orbital

### MOUNTING (Closed Back Available)



LED  
Illuminated

Stud

Tape

Bottom

## Copper Fabricated Letters



Satin  
Brushed  
Halo Lit

Copper alloy 110 provides a distinguished reddish appearance. Virtually all available finishes offer a warm architectural look in interior applications, while shades of oxidation perform well in both the interior and exterior. All copper fabricated letters have a protective clear coat.

### Size Range

- Height: 3" - 36" | Depth: 0.375" - 6"

### LED Illumination

- Minimum Height: 4" | Minimum Depth: 0.5" | Maximum Depth: 6"

### Other Details

- **Lifetime Guarantee** on craftsmanship
- See *"UL Certification for Illuminated Letters"* on page 69
- Actual finish samples are available - See *"Metal Finishes"* on pages 64-65
- See *"Installation Hardware"* on page 71
- New Tough Template™ available



Mirror Polish  
(Up to 24")

Medium Oxidized  
Satin Brushed



Satinbrite™

Satinbrite™  
Face/Polished Sides



Satinbrite™  
Face/Painted Sides

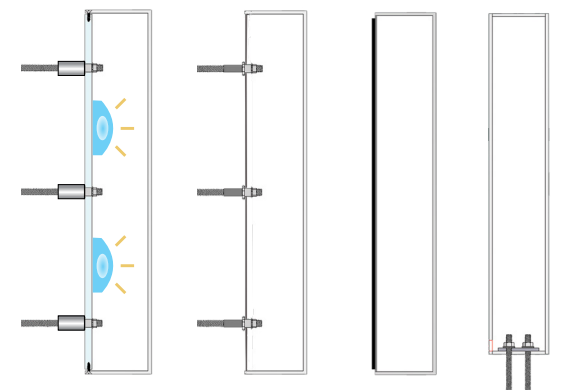
Random Orbital



Non-Directional

Verde Green  
Patina

### MOUNTING (Closed Back Available)



LED  
Illuminated

Stud

Tape

Bottom



# Look Close



Stainless Steel  
Mirror Polish

### Illuminate Your Possibilities

Take your fabricated illuminated letter designs to a whole new level.

## Fabricated Prismatic Letters



NuBronze™  
Titanium  
Mirror Polish



NuGold™  
Titanium  
Mirror Polish



NuCopper™  
Titanium  
Mirror Polish



Stainless Steel  
Satin Brushed



Brass Satin  
Brushed



Copper Satin  
Brushed



Powder  
Coat



Medium  
Oxidized

Show your clients an option that will be sure to inspire! Prismatic letters are crafted in most architectural materials. Finishes available in mirror polish, brushed, oxidized, painted and powder coat. Add an extra level of grandeur with these magnificent, hand-crafted letters.

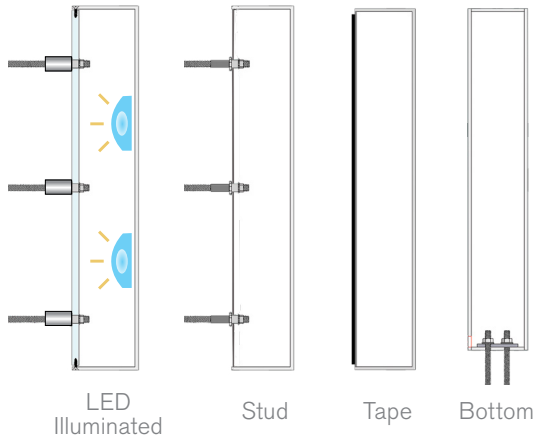
### Size Range

- Height: 6" - 24" | Depth: 1" - 3"

### Other Details

- Interior Use Only For Brass, Bronze & Copper
- **Lifetime Guarantee** on craftsmanship
- See "UL Certification for Illuminated Letters" on page 69
- Color matches by Matthews or AkzoNobel Systems (*proof samples provided*)
- See "Color Guide" on pages 66-67
- Actual finish samples are available - See "Metal Finishes" on pages 64-65
- See "Installation Hardware" on page 71
- New Tough Template™ available

## MOUNTING (Closed Back Available)





# Look Close

FABRICATED BEVEL EDGE LETTERS



**New From Steel Art**  
Fabricated bevel edge letters  
now available with face and  
halo lit illumination.

NuGold™  
Mirror Polished  
Face & Halo Lit

## Fabricated Bevel Edge Letters



Stainless Steel  
Mirror Polished



Stainless Steel  
Satin Brushed



NuGold™  
Satin Brushed

Breathe taking, high class fabricated letters with jewelry like beveled edge faces, equipped with LED illumination....even RGBW. This sparkly construction is available in Stainless Steel and Titanium in all architectural finishes. Acrylic faces in standard colors as well as translucent vinyl adds to the many design possibilities. These exclusive letters can be illuminated through the face, as well as halo lit. An acrylic lens may be added to the back, as in Design 100 for that extra attention-grabbing effect.



Stainless Steel  
Powder Coat

- Size Range**
- Height: 10" - 36" | Depth: 1.5" - 4" (2.5" for illuminated face)
- Other Details**
- **Lifetime Guarantee** on craftsmanship
  - See *"UL Certification for Illuminated Letters"* on page 69
  - Actual finish samples are available - See *"Metal Finishes"* on pages 64-65
  - See *"Color Guide"* on pages 66-67
  - See *"Installation Hardware"* on page 71
  - New **Tough Template™** available
  - Finishes Include: Mirror Polish, Satin Brush, Painted, Powder Coat, Non-Directional or Random Orbital
  - Mounting Options: Standard flush stud mount or with projection

FABRICATED BEVEL EDGE LETTERS



# Look Close



## When It Has To Be Better

Steel Art Company offers unique fabricated product offerings that dare to be different.

NuGold™ Titanium Mirror Polish Face  
(Illuminated Construction)


## Perforated Fabricated Letters



Stainless Steel Satin Brushed Face



Black Titanium Mirror Polish Face



Stainless Steel Random Orbital Face



NuGold™ Titanium Satin Brushed Face



Painted Face with Satin Return



NuCopper™ Mirror Polish Face  
(Non-Illuminated Construction)

Perforated sides are a real "eye catcher". When illuminated, the perforated returns cast a "spray" of light against the background wall, focusing attention on the business. A restaurant, retail establishment or any entrance way in competition with nearby businesses will benefit with this unique type of signage. Several materials and finish options are there for your creative designs. All levels of white, colors and RGBW are also available and of course everything will be provided for a correct UL compliant installation. Perforated designs can be fabricated without illumination.

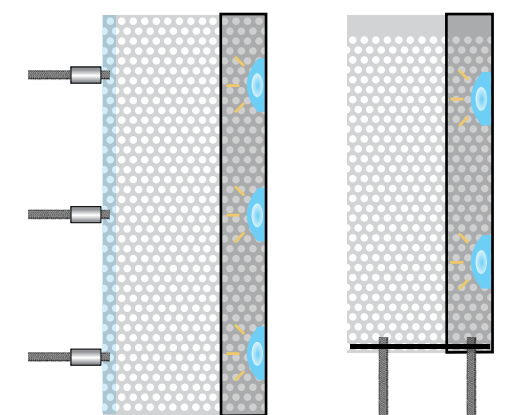
### Size Range & Illumination

- Height: 10" - 48" | Depth: 2" - 6"

### Other Details

- **Lifetime Guarantee** on craftsmanship
- See "[UL Certification for Illuminated Letters](#)" on page 69
- Color matches by Matthews or AkzoNobel Systems (*proof samples provided*)
- See "[Color Guide](#)" on pages 66-67
- Actual finish samples are available - See "[Metal Finishes](#)" on pages 64-65
- See "[Installation Hardware](#)" on page 71
- New [Tough Template™](#) available

## MOUNTING



Stud with Spacers

Bottom



# Look Close

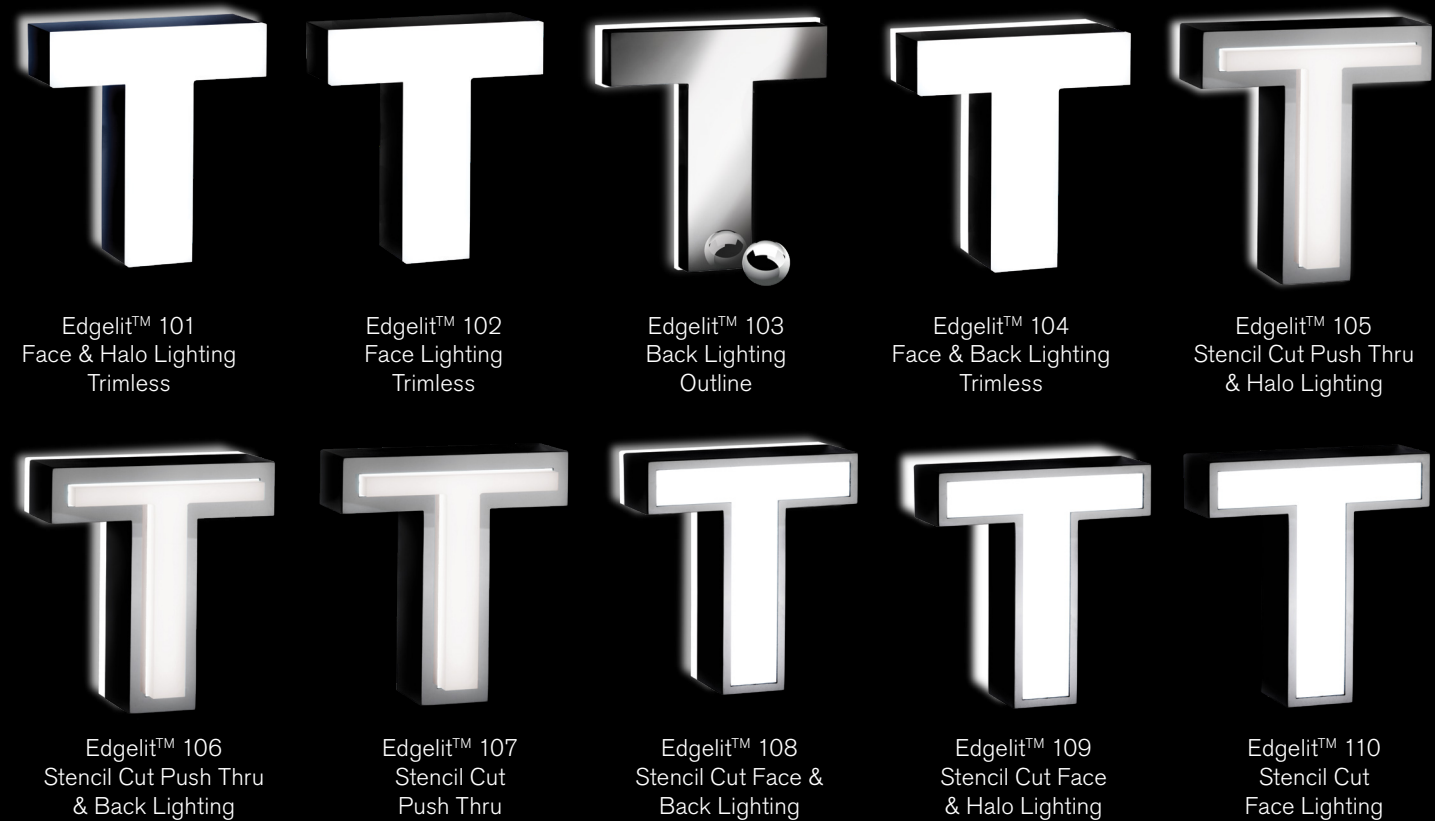
A Modern Twist  
On A Classic Look

Add a bit of extra dimension  
with our Edgelit™ options.



Edgelit™ 100  
Frosted Illuminated  
Acrylic Edge

## Edgelit™



Presenting our newest product line... **Edgelit™**. Originally developed for high-end retail signage, these illuminated letters look simply amazing in any setting, both interior and exterior. Easy to service and re-lamp with LEDs warrantied for 10 years. The **Edgelit™** design was engineered to be super flexible with 11 variations at your command. All "K" values of white and dozens of translucent PMS colors are available for your creativity. Feel free to customize your design, using standard offerings at a value engineered price.

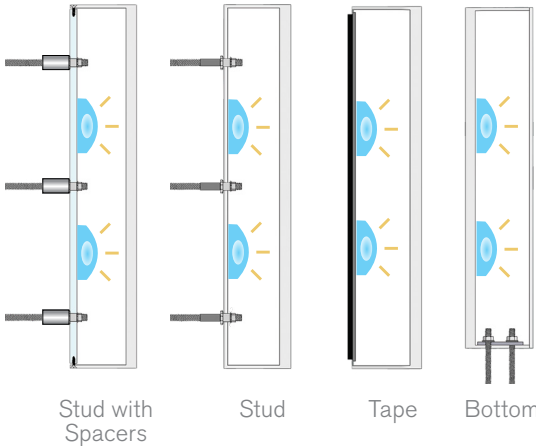
### Size Range & Illumination

- Height: 4" - 48" | Depth: 2" - 6"
- Acrylic Projection: Trimless Face/Back: .25" - .75"
- Minimum Depth: 0.75" (Style 100 Only)

### Other Details

- **Lifetime Guarantee** on craftsmanship
- See "UL Certification for Illuminated Letters" on page 69
- Actual finish samples are available - See "Metal Finishes" on pages 64-65
- See "Installation Hardware" on page 71
- New Tough Template™ available

### MOUNTING (Closed Back Available)






# Look Close

Acrylit™

Sidelit™



1" / Carbon Fiber Vinyl Face

.75" / Painted Face

.5" / Chemetal™ #902 Face

**Acrylit™** is manufactured from solid light diffused white acrylic 30mm thick (1.18") with a stainless steel closed back.

Available in four configurations:

- Glowing Face & Side
- Painted Opaque Face/Glowing Side
- Translucent or Opaque Vinyl Face/Glowing Side
- Glowing Face/Painted Side

May be used in both interior and exterior applications. The LEDs are warrantied for 5 years interior use and 3 years in exterior use. The LEDs can be replaced when expired.

#### Size Range & LED Illumination

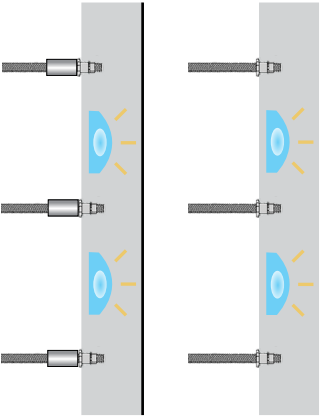
- Height: 6" - 24" | Depth: 30mm | 1.25" Minimum Stroke

#### Other Details

- **Lifetime Guarantee** on craftsmanship
- See "[UL Certification for Illuminated Letters](#)" on page 69
- Color matches by Matthews or AkzoNobel Systems (*proof samples provided*)
- See "[Color Guide](#)" on pages 66-67
- See "[Installation Hardware](#)" on page 71
- New [Tough Template™](#) available



#### MOUNTING



Stud with Spacers

Stud

**Sidelit™** is manufactured from solid white acrylic with brilliant glowing white or LED colored sides. Faces can be opaque vinyl, Chemetal™ or a painted color.

**Sidelit™** was designed for both interior and exterior applications. The LEDs are warrantied for 5 years interior use and 3 years in exterior use. The LEDs can be replaced when expired.

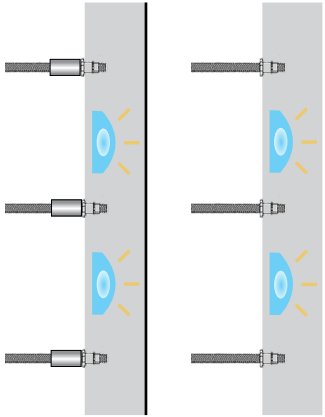
#### Size Range & LED Illumination

- Height: 6" - 24" | Depths: .5", .75" & 1" | 1.25" Minimum Stroke

#### Other Details

- **Lifetime Guarantee** on craftsmanship
- See "[UL Certification for Illuminated Letters](#)" on page 69
- Color matches by Matthews or AkzoNobel Systems (*proof samples provided*)
- See "[Color Guide](#)" on pages 66-67
- See "[Installation Hardware](#)" on page 71
- New [Tough Template™](#) available

#### MOUNTING



Stud with Spacers

Stud



# Look Close



**Simply Brilliant**  
Your best option  
for eye-level, face  
illuminated signage.

## ThinTrim™ & ThinTrim Plus™



Mirror Polish Stainless  
Steel ThinTrim Plus™

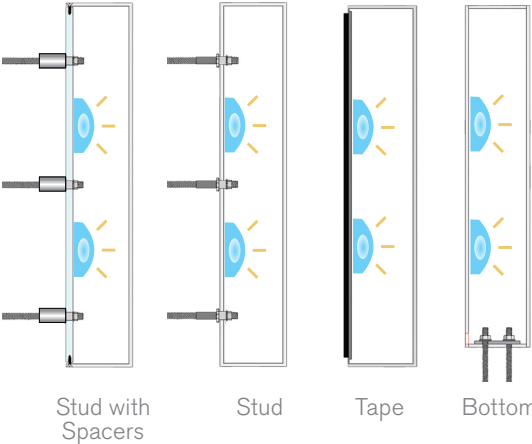
With brilliant details, including letter depth as shallow as 2", this exciting new product line is now available exclusively from Steel Art. Our **ThinTrim™** and **ThinTrim Plus™** offers many custom features. Both can be illuminated thru the face or if desired thru the back as well. Depending on letter height, the **ThinTrim™** retainer lip is uniquely 1/8" wide bringing an architectural note to its appearance. Now the **designer** has the choice between plastic trim and higher end, mirror polished metals. Select the proper white acrylic (#2447 or #7328) or colored face, translucent PMS vinyl and LED combination and you have endless possibilities, including RGBW.

### Know The Difference: Acrylic #2447 & #7328 on pages 68

- Size Range & Illumination**
- Height: 6" - 48" | Depth: 2" - 6"
- Other Details**
- **Lifetime Guarantee** on craftsmanship
  - See "UL Certification for Illuminated Letters" on page 69
  - Actual finish samples are available - See "Metal Finishes" on pages 64-65
  - See "Installation Hardware" on page 71
  - New Tough Template™ available

Stainless Steel Mirror Polish			Stainless Steel Satin Brushed
APU Paint PMS Matching			Powder Coat
Copper Satin Brushed			Brass Satin Brushed
Bronze Satin Brushed			Medium Oxidized Satin Brushed

### MOUNTING (Closed Back Available)





# Look Close



Double Line  
Powder Coat Finish

**Homage To Neon**  
Remember the past by embracing the future with our signature marquée designs.


## Marquée™ Letters



Double Line  
Powder Coat Finish



Thick & Thin Single Line  
Powder Coat Finish



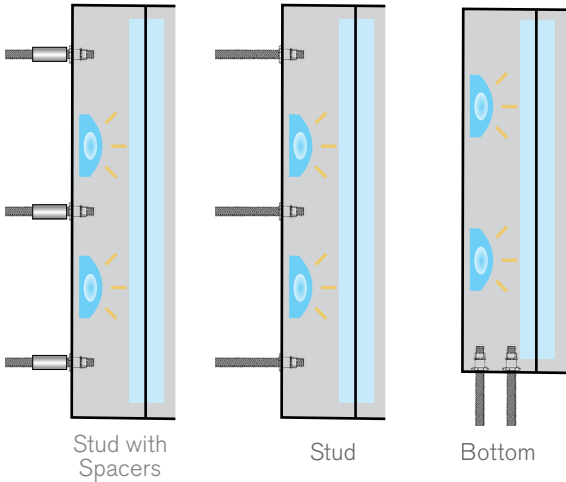
Double Line  
Powder Coat Finish

**Marquée™** letters are LED illuminated with simulated neon through a push-thru acrylic lens or with simulated electric light bulbs. Illumination available in hundreds of colors. All architectural finishes, including powder coat are available.

- Size Range**
- Height: 4" - 48" | Depth: 2" - 6"
- LED Illumination**
- Height: 4" - 48" | Depth: 3" - 6"

- Other Details**
- **Lifetime Guarantee** on craftsmanship
  - See *"UL Certification for Illuminated Letters"* on page 69
  - Actual finish samples are available - See *"Metal Finishes"* on pages 64-65
  - See *"Installation Hardware"* on page 71
  - New **Tough Template™** available

## MOUNTING





# Look Close


**The Industry Standard**

Long tenured, industry favorite, with Steel Art's unmatched hand-fabricated letters.



Fabricated Letter  
Halo Lit


## Halo Lit Designs




Edgelit™ 101  
Trimless Face &  
Halo Lit



Edgelit™ 101  
Trimless Transparent  
Vinyl Face & Halo Lit



Edgelit™ 105  
Stencil Cut Push Thru  
& Halo Lit



Edgelit™ 109  
Stencil Cut Face &  
Halo Lit



ThinTrim™  
Face & Halo Lit



ThinTrim™  
Transparent Vinyl Face  
& Halo Lit



Fabricated Bevel Edge  
Face & Halo Lit



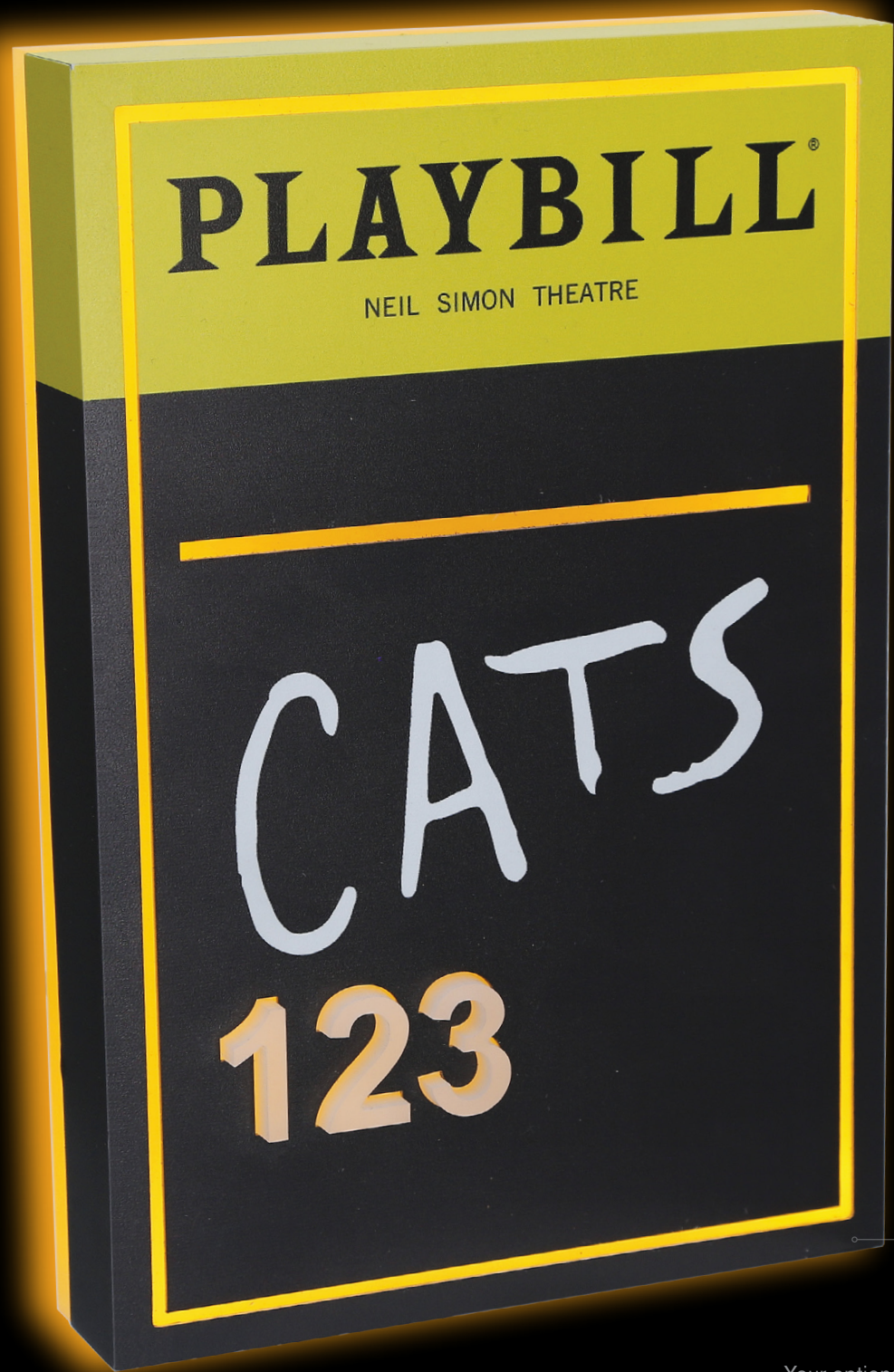
Prismatic Fabricated  
Halo Lit



Perforated Fabricated Letter  
Halo Lit




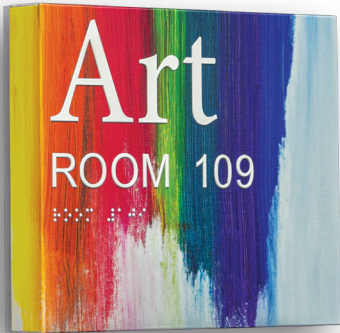
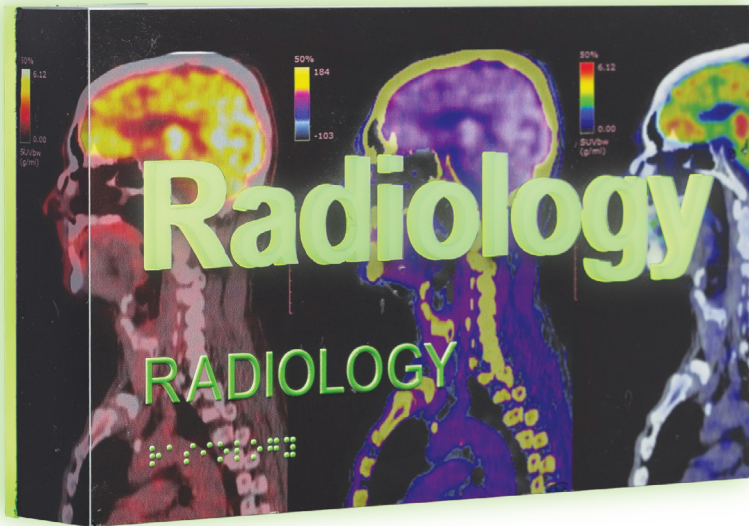
# Look Close



## ALL NEW

Your options are only limited by your creativity with our patented, interior illuminated signage.

## Image Wrap™



## Other Details

- **Lifetime Guarantee** on craftsmanship
- Actual finish samples are available
- See "UL Certification for Illumination" on page 69
- See "Installation Hardware" on page 71

## ALL NEW

Ultra precise direct printing on the face and all four sides for a complete wrap of your interior design.

## FULL COLOR PRINTING ON METAL SURFACES

### Features & Benefits of Image Wrap™


- Totally customizable designs
- Graphics printed on all surfaces
- UL Listed: In compliance with UL 48
- LED's available in all K-values, colors and RGB
- Stock or custom images readily available

### ADA Compliant Braille

- Vandal resistant Braille lettering and rasters in PMS/CMYK

### Now Available in Chemetal™

- Hundreds of finishes
- Illuminated or non-illuminated designs
- Cost effective option with a very high-end look





# Look Close


## Background

Choose from an amazing variety of materials and textures including Freedom™ background panels.

## Laminate

Laminate options include hundreds of architectural metals, wood and faux stone finishes.

Corporate  
Library



## Graphic Technique

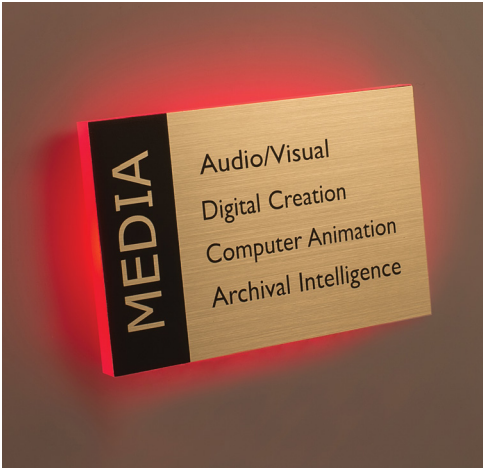
Choose from direct print ADA compliant braille signage, available in colors of your choice. Stencil cutting, etching, traditional appliqué and braille rastres are also available.

## LED Color

A rainbow of colors plus whites from 2400K - 7000K are available. LED lights are rated 50,000 hours.

## Light Engine™


The first-ever hybrid application of LED-illuminated interior signage panels with graphics and decorative laminates. Steel Art's newest patented technology comes in several design options and is totally customizable.



Visit our website to view more samples: [steelartco.com/light-engine](http://steelartco.com/light-engine)

## Freedom™ backgrounds

Acrylic panels available in a wide range of textures and colors.



- **Lifetime Guarantee** on craftsmanship
- Full range of LED temperatures and colors available
- Architectural metal laminates
- ADA compliant direct print graphics available
- Light Engines™ available with engineered acrylic frames with illumination
- Light Engines™ available with fabricated architectural metal frames
- Vandal resistant mounting
- UL compliant electrical wiring
- UL listed power supply and enclosure for fast, easy install
- There are several options for mounting based on your Light Engine™ specifications



# Look Close




ELEVATOR



**Raised Printing**  
Print ADA  
compliant braille  
on virtually  
any surface.

## Direct Print



## Direct Printing is the Future of Sign Making.

Ultra precise printing, color matching and 3D textures are all achieved through this method. This technique is more cost effective than etching and provides ultra fine detail. Also create ADA compliant Braille tactile signage. You can also 1st or 2nd surface print on Acrylic (including colored, clear & non-glare), wood as well as any architectural metal. Custom color matching available.

- **Lifetime Guarantee** on craftsmanship
- UV stabilized inks; PMS/CMYK color matching
- Maximum Size of Printed Material: 60" x 36"
- Maximum Weight of printed material: 200 lbs
- Please reference the Mounting Options page for an overview of our product mounting systems



# Look Close

## ADA Braille



ADA BRAILLE

**Timeless & Classic**  
Traditional applique and stainless steel and brass raster braille.




Braille can be printed in any color.

## ADA signage does not have to be plain and ordinary.

While still conforming to ADA regulations, we utilize all of the available architectural metals and finishes giving the designer freedom to create a new signage program or to incorporate ADA signage into an existing environment. Often accompanied by appliqué or etching, our Braille application is flawless and stands the test of time and wear. We also offer direct print ADA approved braille and raised tactile copy. Braille rasters are available in stainless steel, brass, and acrylic (black, white, clear). Steel Art can meet all the requirements for informational or directional signage, public access, or emergency and evacuation applications. Appliqué is offered in several standard colors as well as custom color orders.

- **Lifetime Guarantee** on craftsmanship
- Available in all architectural metals

## Etching



ETCHING

## Recessed graphics are perfect for permanent signage applications requiring solid media.

All architectural metals can be used for etched graphics. Typical applications for etched signage are colorful logos, dedication plaques, charitable recognition plaques, and informational or directional way-finding. Design flexibility is a great characteristic of etched signage.

- **Lifetime Guarantee** on craftsmanship
- Steel Art uses an environmentally friendly etching process, eliminating hazardous chemical waste and creating a safe working environment
- Available in all architectural metals
- Fabricated or solid cut
- Please reference the Mounting Options page for an overview of our product mounting systems



# Look Close

## Make It Feel Like Home

With our unique, classy, warm and inviting hotel room signage, your clients will notice our attention to detail.



Satin  
Stainless  
Steel

Beautiful illuminated room sign identifiers for hotels and condominium complexes. Warm white LED illumination says "Welcome, you are home." Available in all architectural metals and finishes, from basic to more deluxe versions, these room identifiers are suitable for all levels of signage applications. Several identifiers can be powered from one LED driver, making installation quick and easy. ADA compliant raised direct print or traditional Applique room numbers and Braille rastres meet code and aid the visually challenged. These signs are vandal resistant and UL approved.

### Size (as shown)

- Front Identifier Plate: 3.75" x 8" x .188" (sizes can vary)
- Rear Light Bar: 1.5" x 7.75" x .75"

### Light Source: 3000K (as shown)

- All "K Values" and colors available

### Materials:

- Aluminum, Stainless Steel, Brass, Yellow Brass, Bronze, Copper and Metalam™

### Finishes:

- Satinbrite™, Mirror Polish, Non-Directional, Powder Coat, Metalam™ (all Chemetal™ offerings)

### Mounting:

- Drywall fasteners, masonry anchors, wood screws or VHB tape and adhesive

## ILLUMINATED Hotel Room Signage



Oxidized  
Non-Directional  
Brass



Oxidized  
Non-Directional  
Bronze



Polished  
Brass



Brushed Brass Aluminum  
Metalam™ #915



Bronze  
Powder Coat



Black  
Powder Coat



# Look Close

## Carbon Steel



Hot Rolled  
Fabricated



Clean

Weathered



Cor-Ten  
Solid Cut

### Cor-Ten Steel - A606

The great thing about using Cor-Ten is that it is a *weathering steel*, meaning it is a material that is corrosion resistant and left uncoated, will develop an outer layer patina protecting it from almost any weather element. Cor-Ten will develop a stable rust-like appearance after several years of exposure to weather. Protective coatings are not recommended.

### Hot Roll Steel - A36

Hot rolled steel is the most popular carbon steel, commonly used in the construction industry. Hot rolled steel is known for its industrial look. Rust will develop over time and is greatly affected by the environment. A rust inhibitor can be applied when the letters are installed in the exterior, but will need to be reapplied periodically. Protective coatings are not recommended.

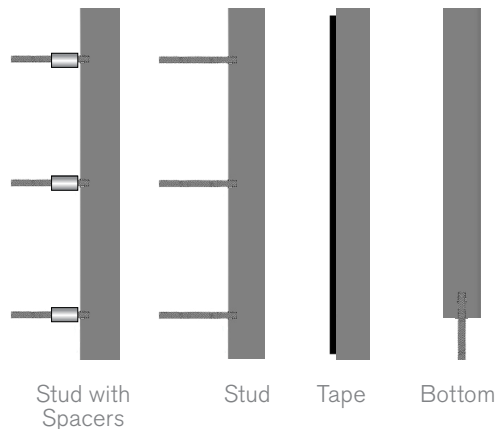
#### Size Range

- Height: 4" - 48" | Depth: .5" - 6"

#### Other Details

- **Lifetime Guarantee** on craftsmanship
- Actual finish samples are available
- See "*Installation Hardware*" on page 71
- New Tough Template™ available

## MOUNTINGS



Stud with  
Spacers

Stud

Tape

Bottom

## Free Standing Solutions

Whether it's roll formed, triangulated or our high end interchangeable window slider desk signage, we have an option for you.

### Triangulated Designs

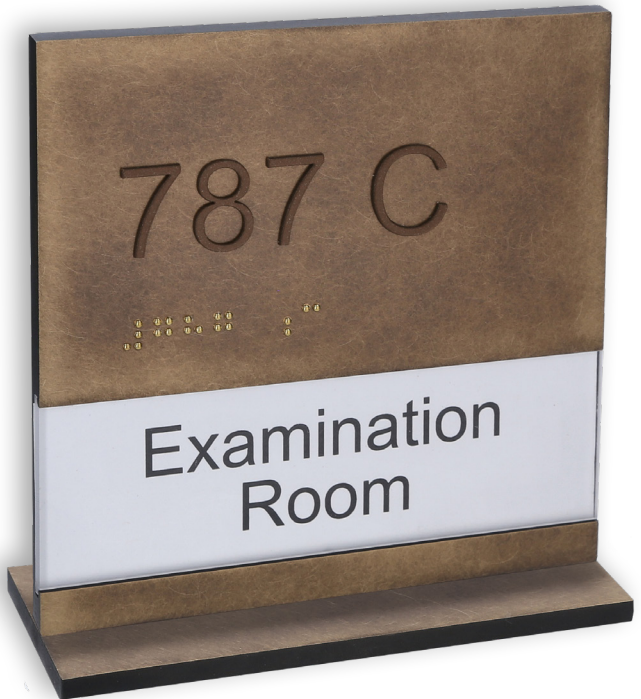
Triangulated metal signage can have a number of different finish options it is available and all of our architectural metals. We can etch and infill direct print or applied vital graphics to any of these designs.



### Window Slider

Introducing Steel Art interchangeable window slider signage now available in a freestanding design. If you're looking for a higher end option than just traditional extruded aluminum window sliders then take full advantage of our full array of architectural metals and finish options.

With the ability to direct print ADA compliant messages and or etch and infill copy onto the metal substrate itself you can achieve a very attractive functional piece. And of course you have the added flexibility of changing out the message in the lockable acrylic window anytime you'd like.



### Roll Form Designs

Role forming provides a structurally sound easy to mount signage piece that has been very popular for a long time. Available in any of the architectural metals. Simply provide us with the radius required for your counter top or wall section.



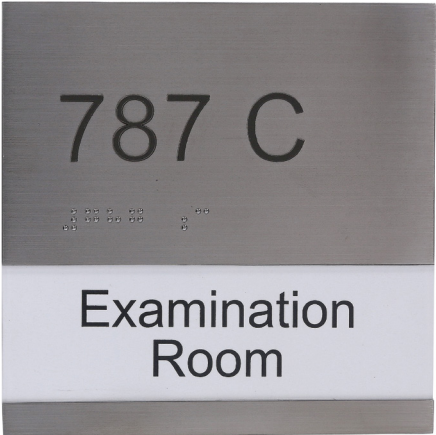
# Look Close

When It Needs To Be Extraordinary

Steel Art offers all architectural metals in our changeable window sliders.



## Window Sliders™



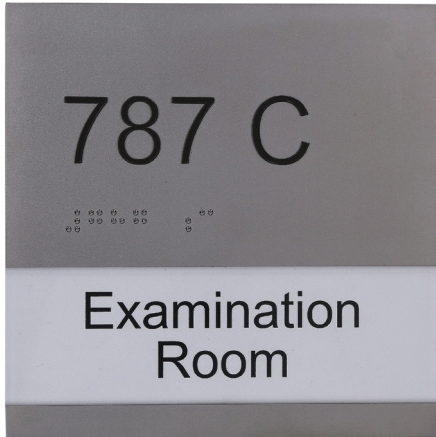
Stainless Steel  
Satinbrite™



Brass Satin



Brass Satinbrite™  
Oxidized



Stainless Steel  
Crystallmatte™



Brass Non-Directional  
Oxidized



Copper Satin

New from Steel Art, **Window Sliders™** gives this solid, one piece construction maximum flexibility and numerous design options. Beneficial for areas with high turn over occupancy, as the removable window allows you to print and create your own content that can be done in-house on your own office printer. These custom window signs are available in all architectural materials and finishes. Unlimited sizes and window configurations. Made according to your specifications from solid metals for high-end applications.

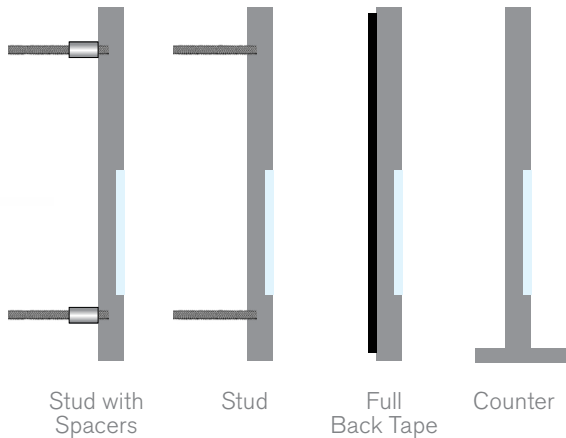
### Size Range

- Height: 2" - 24" | Width: Max. 24" | Thickness: 0.25" - .5"

### Other Details

- **Lifetime Guarantee** on craftsmanship
- Actual finish samples are available - See *"Metal Finishes"* on pages 64-65
- See *"Installation Hardware"* on page 71

## MOUNTINGS





*Effective & Affordable*

# WAYFINDING *Solutions*

Flow people through any facility from front entrance to final destination using Directories, Personnel Function, Changeable Insert, Ceiling Hung and Projecting Hallway signage.

Architectural Signage



WALL SIGN

ADA Signage  
Metal Laminate  
Stainless Steel Accent Bar





# Look Close

## Wayfinding Solutions

### DIRECTORY Solutions

When entering a facility or exiting an elevator, visitors need directional guidance to locate their intended destination.

This guidance may be with changeable inserts or fixed messaging.

*Single or multiple window slots for changeable inserts can be added at a truly value engineered cost.*



### WALL SIGN Solutions

Proceeding down a hallway or through a space, visitors need knowledge of the purpose, occupancy or information regarding the area, room or person they are seeking.

The proper signage is displayed on the wall clearly informing the visitor of this, along with compliant ADA Braille.

*Beautiful stainless steel or brass embellishments and accents are available to bring your signage to a whole new level.*



### CUBICLE/PERSONNEL Solutions

Today's office areas are portioned off with cubicles for designated functions, ie. Marketing, Patient Services, Student Guidance or by personnel names and titles.

In order to organize and label these cubicles, signage with changeable inserts and color coding per like Teams is desirable. Rapid ability to generate constantly changing inserts at virtually no cost is a plus.

*Non-glare first surface acrylic with vandal resistant graphics, either smooth or raised with braille dots to meet ADA requirements.*



### PROJECTING Solutions

Controlling people traffic down a long hallway can be accomplished with Projecting Signs.

While at the beginning of a hallway the visitor can easily determine if the destination is at hand.

This works especially well with often used functions such as restrooms, elevators, vending machines and stairs.

*Signage is available in virtually any size your design specifies...no extra charges for off sizes – never a restriction to colors, graphics, patterns, window sizes, etc.*



### CEILING HUNG Solutions

An effective way to inform and direct the public which direction to move in for specific services or operations in a larger facility.

Prevents confused groups of visitors from forming, while reading which way will get them to their destination, keeps a constant flow of people traffic on the move.

Ceiling hung signs are cost effective as they will be seen and used by a larger quantity of visitors. And are especially useful in large hallways or open areas.

*Colors, patterns and images show through from second surface brilliantly.*

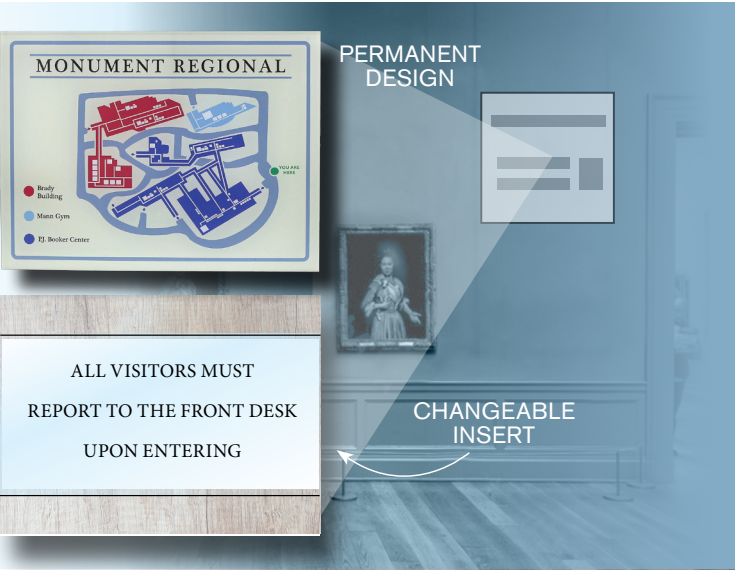


### ANNOUNCEMENT/MAP Solutions

A very effective means for lost visitors to get their bearings, get a sense of where you are in relation to various offices, spaces, restrooms, elevators, stairs, etc.

Announcement signage available with dry erase capability or changeable message inserts inform visitors of events, times and presenters, etc.

*Whatever you design into this cost effective interior signage system will be manufactured and delivered on time and within budget.*





# Look Close

## Wayfinding Fabrication Specifications

### DIRECTORY Solutions

*Mounting & Installation:*

Double Sided Tape, Stand Off,  
Stud Mount

*Thickness:*

.25", .375", .5"

*Insert Slots:*

Unlimited Number & Size

*Embellishments:*

- Stainless Steel, Brass, Aluminum
- Rectangular, Square, Round
- Satin, Matte, Mirror Polish, Painted

*Colors:*

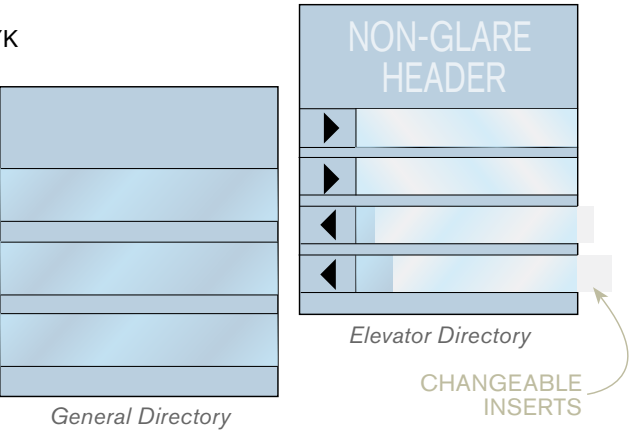
Full Color Image, PMS/CMYK

*Patterns:*

Stock or Custom

*Size Range:*

10"x10" to 48"x48"  
(Any Size Between)



### CUBICLE/PERSONNEL Solutions

*Mounting & Installation:*

Hanging Brackets, Double Sided Tape,  
Felt Base Desk Signs

*Thickness:*

.25", .375", .5"

*Insert Slots:*

Unlimited Number & Size

*Embellishments:*

- Stainless Steel, Brass, Aluminum
- Rectangular, Square, Round
- Satin, Matte, Mirror Polish, Painted

*Colors:*

Full Color Image, PMS/CMYK

*Patterns:*

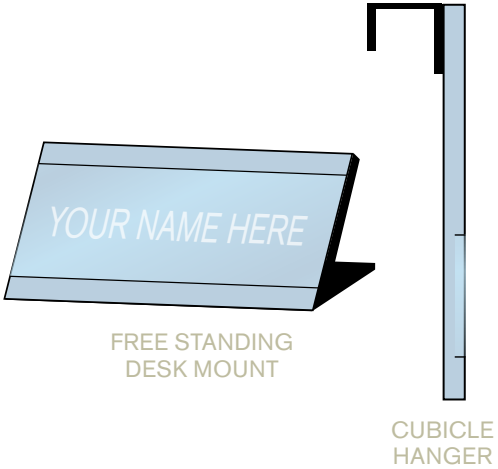
Stock or Custom

*Graphics:*

ADA Compliant  
Raised Letters  
Braille

*Size Range:*

2"x6" to 12"x18"  
(Any Size Between)



### WALL SIGN Solutions

*Mounting & Installation:*

Double Sided Tape, Stand Off,  
Stud Mount

*Thickness:*

.25", .375", .5"

*Insert Slots:*

Unlimited Number & Size

*Embellishments:*

- Stainless Steel, Brass, Aluminum
- Rectangular, Square, Round
- Satin, Matte, Mirror Polish, Painted

*Colors:*

Full Color Image, PMS/CMYK

*Patterns:*

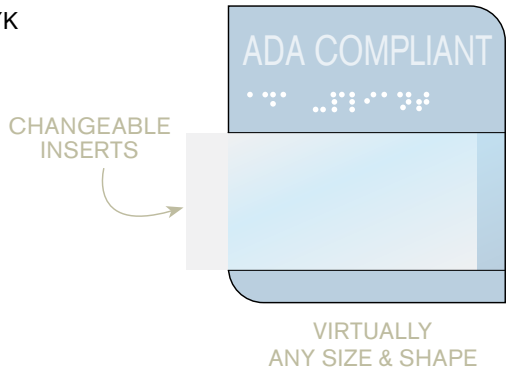
Stock or Custom

*Graphics:*

ADA Compliant  
Raised Letters  
Braille

*Size Range:*

6"x6" to 48"x48"  
(Any Size Between)



### PROJECTING Solutions

*Mounting & Installation:*

Wall Brackets

*Thickness:*

.25", .375", .5"

*Embellishments:*

- Stainless Steel, Brass, Aluminum
- Rectangular, Square, Round
- Satin, Matte, Mirror Polish, Painted

*Colors:*

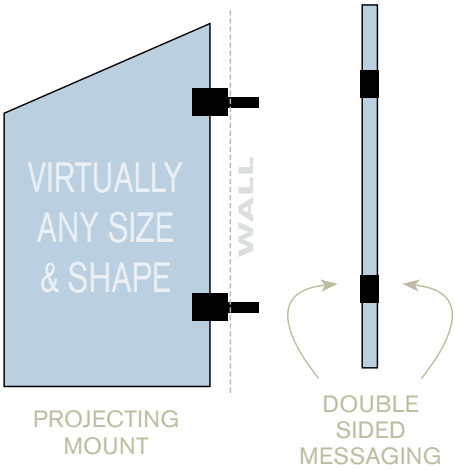
Full Color Image, PMS/CMYK

*Patterns:*

Stock or Custom

*Size Range:*

6"x8" to 18"x30"  
(Any Size Between)



### CEILING HUNG Solutions

*Mounting & Installation:*

Hanging Brackets

*Thickness:*

.25", .375", .5"

*Embellishments:*

- Stainless Steel, Brass, Aluminum
- Rectangular, Square, Round
- Satin, Matte, Mirror Polish, Painted

*Colors:*

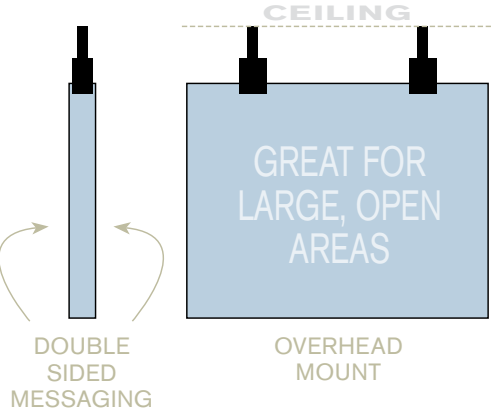
Full Color Image, PMS/CMYK

*Patterns:*

Stock or Custom

*Size Range:*

6"x12" to 18"x72"  
(Any Size Between)



### ANNOUNCEMENT/MAP Solutions

*Mounting & Installation:*

Double Sided Tape, Stand Off,  
Stud Mount

*Thickness:*

.25", .375", .5"

*Insert Slots:*

As Required

*Embellishments:*

- Stainless Steel, Brass, Aluminum
- Rectangular, Square, Round
- Satin, Matte, Mirror Polish, Painted

*Colors:*

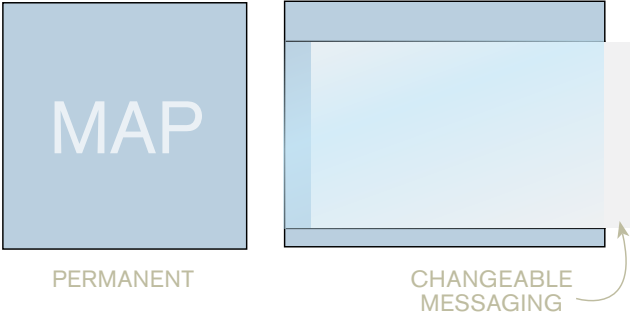
Full Color Image, PMS/CMYK

*Patterns:*

Stock or Custom

*Size Range:*

6"x6" to 48"x48"  
(Any Size Between)





# Look Close



## Custom Prototypes





# Look Close

## Metal Finishes

SOLID PLATE & FABRICATED

\*Actual finish samples are available



### ALUMINUM

5052



**Satin Brushed**  
100 grit std. (220 opt.)



**Satinbrite™**



**Bright Polish**  
(FAB Only)




**Edgeblend™**  
(Mirror Face & Sides FCO Only)



**Non-Directional**  
(Fine, Coarse)



**Random Orbital**  
(Fine, Coarse)



**Crystallmatte™**  
(Glass Bead)



**Prep for Paint**  
(Abrasive Blasted)



### STAINLESS STEEL

304 & 316



**Satin Brushed**  
100 grit std. (220 opt.)



**Satin Brushed #4**  
(FAB Only)




**Satinbrite™**




**Mirror Polish**



**Edgeblend™**  
(Mirror Face & Sides FCO Only)




**Non-Directional**  
(Fine, Coarse)



**Random Orbital**  
(Fine, Coarse)



**Crystallmatte™**  
(Glass Bead)



**Prep for Paint**  
(Abrasive Blasted)



**Hot Rolled A36** **Cor-Ten A606**



### ANODIZED ALUMINUM

FABRICATED ONLY



**Bright Brush Satin**



**Clear Brushed**



**Champagne**



**Bright Polish**




**Bright Gold Polish**




**Bright Brush Gold**




**Gold Brushed**



**Medium Bronze Satin**



**Dark Bronze Satin**



**Black Satin**



### TITANIUM

304



**NuGold™ Mirror Polish**




**NuGold™ Satin Brushed**



**Medium Oxidized Satin Brushed**



**NuCopper™ Mirror Polish**



**NuCopper™ Satin Brushed**



**NuBronze™ Mirror Polish**



**NuBronze™ Satin Brushed**



**Black Mirror Polish**



**Black Satin Brushed**



### YELLOW BRASS

260



**Satin Brushed**  
100 grit std. (220 opt.)



**Satinbrite™**




**Mirror Polish**



**Edgeblend™**  
(Mirror Face & Sides FCO Only)



**Non-Directional**  
(Fine, Coarse)



**Random Orbital**  
(Fine, Coarse)



**Crystallmatte™**  
(Glass Bead)



**Satin Oxidize**  
(Light, Medium, Dark)



**Statuary Oxidize**  
(Medium)



### BRASS

280



**Satin Brushed**  
100 grit std. (220 opt.)



**Satinbrite™**




**Mirror Polish**



**Edgeblend™**  
(Mirror Face & Sides FCO Only)



**Non-Directional**  
(Fine, Coarse)



**Random Orbital**  
(Fine, Coarse)



**Crystallmatte™**  
(Glass Bead)



**Satin Oxidize**  
(Light, Medium, Dark)



**Statuary Oxidize**  
(Medium)



### BRONZE

220



**Satin Brushed**  
100 grit std. (220 opt.)



**Satinbrite™**



**Mirror Polish**



**Edgeblend™**  
(Mirror Face & Sides FCO Only)



**Non-Directional**  
(Fine, Coarse)



**Random Orbital**  
(Fine, Coarse)



**Crystallmatte™**  
(Glass Bead)



**Satin Oxidize**  
(Light, Medium, Dark)



**Statuary Oxidize**  
(Medium)



### COPPER


110



**Satin Brushed**  
100 grit std. (220 opt.)




**Satinbrite™**



**Mirror Polish**




**Edgeblend™**  
(Mirror Face & Sides FCO Only)




**Verde Green Patina**




**Non-Directional**  
(Fine, Coarse)



**Random Orbital**  
(Fine, Coarse)



**Crystallmatte™**  
(Glass Bead)



**Satin Oxidize**  
(Light, Medium, Dark)



**Statuary Oxidize**  
(Medium)



# Look Close

## 75 STANDARD COLORS

**Steel Art** is pleased to offer 75 standard paint colors with **NO** additional paint matching charge. The colors printed in this guide are approximations and we recommend consulting your Pantone® color Swatch book for any and all color matching combinations. Clear overcoat available for added protection.

- 5 GLOSS LEVELS**
- Matte
  - Satin (*Standard*)
  - Semi Gloss
  - Gloss
  - Hi-Gloss

*Use Pantone® Matching Book to verify color.*

 Pantone® 202	 Pantone® 1797	 Pantone® 186	 Pantone® 185	 Pantone® 032
 Pantone® 174	 Pantone® Orange 021	 Pantone® 1505	 Pantone® 3564	 Pantone® 1495
 Pantone® 540	 Pantone® Reflex Blue	 Pantone® 300	 Pantone® 2914	 Pantone® 2915
 Pantone® 3435	 Pantone® 3425	 Pantone® 348	 Pantone® 362	 Pantone® 360
 Pantone® 269	 Pantone® 267	 Pantone® 2592	 Pantone® 246	 Pantone® 236
 Pantone® 329	 Pantone® 2592	 Pantone® 246	 Pantone® 7465	 Pantone® 332
 Pantone® 130	 Pantone® 1235	 Pantone® 116	 Pantone® 107	 Pantone® 100
 Pantone® 476	 Pantone® 7505	 Pantone® 466	 Pantone® 7506	 Off-White
 Standard Black	 Pantone® Cool Grey 11	 Pantone® Cool Gray 7	 Pantone® Cool Gray 1	 Standard White



## SPECIALTY COATINGS

- Powder coat finishes last for many years
- No additional charge
- Color chips available upon request

*Actual colors and textures may vary from print and computer monitor representation.*



 Weathered Copper	 Weathered Rust	 Black Wrinkle	 Copper Wrinkle	 Midnight Blue Wrinkle
 Dark Bronze/Black Wrinkle	 Blue Wrinkle	 Teal Wrinkle	 Burgundy Wrinkle	 Black Smoke Satin
 Jet Black Textured	 Gold Vein	 Copper Plate	 Beige Vein	 Silver Vein

## ANODIZED COLLECTION

SATIN & POWDER COAT  
FINISH REPEATABLE  
EVERY TIME.



**MATTHEWS PAINT**


Complete line of Matthews and AkzoNobel  
paint products and clear coats available.

 33172 Silver	 28448 Umbra Grey	 41342SP Brushed Aluminum	 46258SP Tucson Gold	 46253SP Copper
 41312SP Medium Bronze	 41313SP Dark Bronze	 41314SP Old Copper	 46400SP Brilliant Gold	 46401SP Aztec Gold



# Look Close


## COLOR SYSTEMS



**Our customers and their clientele benefit from the fast, problem-free color matching process and greatly reduced costs.**

Steel Art currently has both sign grade color matching systems available for paint finishing: Matthews Paint Company and AkzoNobel. Both are known worldwide for their durability and tremendous color selections. So, whether it's an opaque color, metallic, or specific gloss level, **Steel Art** is eager to accept all of your color matching challenges.

You will receive a paint chip as part of the order approval process. Contact customer service for further questions on our paint approval process.



## MATCH ANY COLOR

The computerized mixing stations can match virtually any color accurately. Our color matching capabilities include most other cross reference formulas, as well as the matching of acrylics, trimcap, vinyls, Pantone® Matching System, and more.



## Know The Difference: Acrylic #2447 & #7328

There is a distinct difference between our standard acrylic #2447 and the popular #7328 - both when illuminated and seen when non-illuminated. Acrylic #2447 appears grayish-white when non-illuminated, but super bright white when illuminated. Whereas, #7328 will be brighter white during the day, but will be less brighter than #2447 when illuminated.

#7328

Standard #2447

## UL Listed Products

Steel Art is a UL Listed Manufacturing Facility. We are in compliance with all UL 48 standards.

UL Listing means that UL has tested representative samples of a product and determined that the product meets specific, defined requirements. These requirements are often based on UL's published and nationally recognized Standards for Safety.

### Standards For All UL Listed Orders:

- UL Certification for Illuminated Letters
- UL Listed Power Supply Enclosure – Wet Rated
- UL Listed 60 watt Class 2 110-277v Power Supplies
- UL Listed 10' Cable Plenum Rated 18 gauge 2 conductor for each letter

### UL Listed LEDs & Components:

- UL Listed 3 Conductor for grounding is available
- UL Listed Polycarbonate Backs
- UL Labels affixed to each sign section
- UL 48 Document Binder Supplied: Layout Drawing, Electrical Circuit Drawing, Specifications for all UL Components
- Quality Control Checked and Signed by Manufacturers UL Representative
- Monthly Factory Inspection by UL Field Representative
- Steel Art Company UL Listing E311574 for US and Canada

### LED & Power Supply Offerings & Warranty

- All major brands of LEDs are in stock: HanleyLED, Bitro, Principle, Sloan, GE, AgiLight, etc.
- 10 Year LED Warranty
- Labor Warranty up to \$500

## Passivation

Passivation is the process of treating or coating a metal in order to reduce the chemical reactivity of its surface. In stainless steel, passivation means removing the free iron from the surface of the metal using an acid solution to prevent rust. Passivation inhibits "tea-staining" in stainless steel. All exterior, solid plate and fabricated letters are passivated at no additional cost.

Stainless steel is comprised of a mixture of metals, primarily iron, chromium, nickel and in some cases molybdenum and manganese along with other materials in small quantities. It is this unique blend that allows the special property of corrosion resistance by forming an outer protective passive oxide layer. Stainless steel surfaces can be made highly resistant to corrosion if they are properly cleaned and passivated prior to use.



Treated

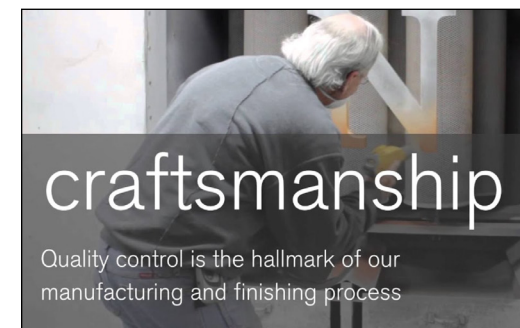


Untreated

## Track Your Orders

You can now track your order anytime once your orders have been placed into production.

Go to: [myorders.steelartco.com](https://myorders.steelartco.com)



Quality control is the hallmark of our manufacturing and finishing process

Customer Number:

Order Number:




# Look Close

## Tough Template™

Our installation template is created with a wrinkle and tear-proof material which can be taped, tacked, drilled and transported easily. Also wind, water and tear proof means you can still install on those bad weather days.

Tough Templates™ Displays:

- Stud Locations
- Wire Exits
- Center Lines
- Hardware Quantity
- Stud & Spacer Size
- Full Length & Height of Reading



## Installer's Assistant™

Steel Art announces a quick and accurate tool for installing tape mounted letters. Available immediately; a stencil cut, self-supportive layout pattern to make mounting of adhesive or tape mounted letters simple, fast and clean.

Whether the specifications call out for 1 or several hundred letters, all the way up to a pattern size of 48"x120" this new Installer's Assistant™ will be a great help for your installation budget.




Installer's Assistant™ fits in your shipping box folded flat. So, when you spend expensive time aligning it on the wall, it is undistorted and hugs the surface.

Ask your Project Manager for more details.

## Art for Approval (AFA)

Steel Art's approval process starts with a comprehensive breakdown of all specifications for scope of your project. It is inclusive of multiple textual explanations, as well as side and overview drawings designed to give you maximum understanding of your jobs details. It is very important that these documents are scrutinized as once they are approved, they will be manufactured exactly as shown.



## Installation Hardware

### Aluminum Threaded Studs

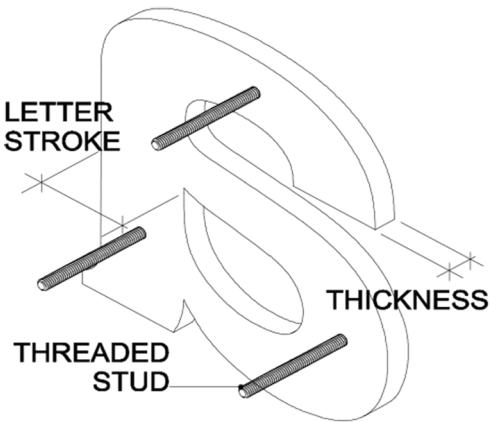
Standard aluminum fully threaded studs included in price. Non-standard available at an extra cost.

Stainless Steel studs available at an extra cost.

Larger diameter sizes and lengths available.

Ask your project manager for more information.

SIZE	1.00"	Shown in actual size	Diam.
#0-80	80 threads		.06"
#2-56	56 threads		.086"
#4-40*	40 threads		.112"
#6-32*	32 threads		.138"
#8-32	32 threads		.164"
#10-24	24 threads		.19"
#10-32*	32 threads		.19"
#1/4-20*	20 threads		.25"
*Standard Stud Size		Standard lengths are 1", 1.5", 3"	




Standard aluminum spacer sleeves for stud sizes included in price.

Lengths available in: 1/8", 1/4", 3/8", 1/2", 3/4", 1", 1.5", 2"



### Threaded Weld Studs

Threaded weld studs on aluminum, stainless steel or red metals are available.



Standard lengths are 1", 1.5", 3"

### Specialty Hardware

Stainless steel hex nuts, machine screws and washers available at extra cost.



### Pressure Sensitive Tape Mount

- 3M Products and other premium brands
- Available in: Clear, Black, White, High Bond, Very High Bond
- Full in-lined backing with holes for adhesive

Ask your project manager for more information.

